

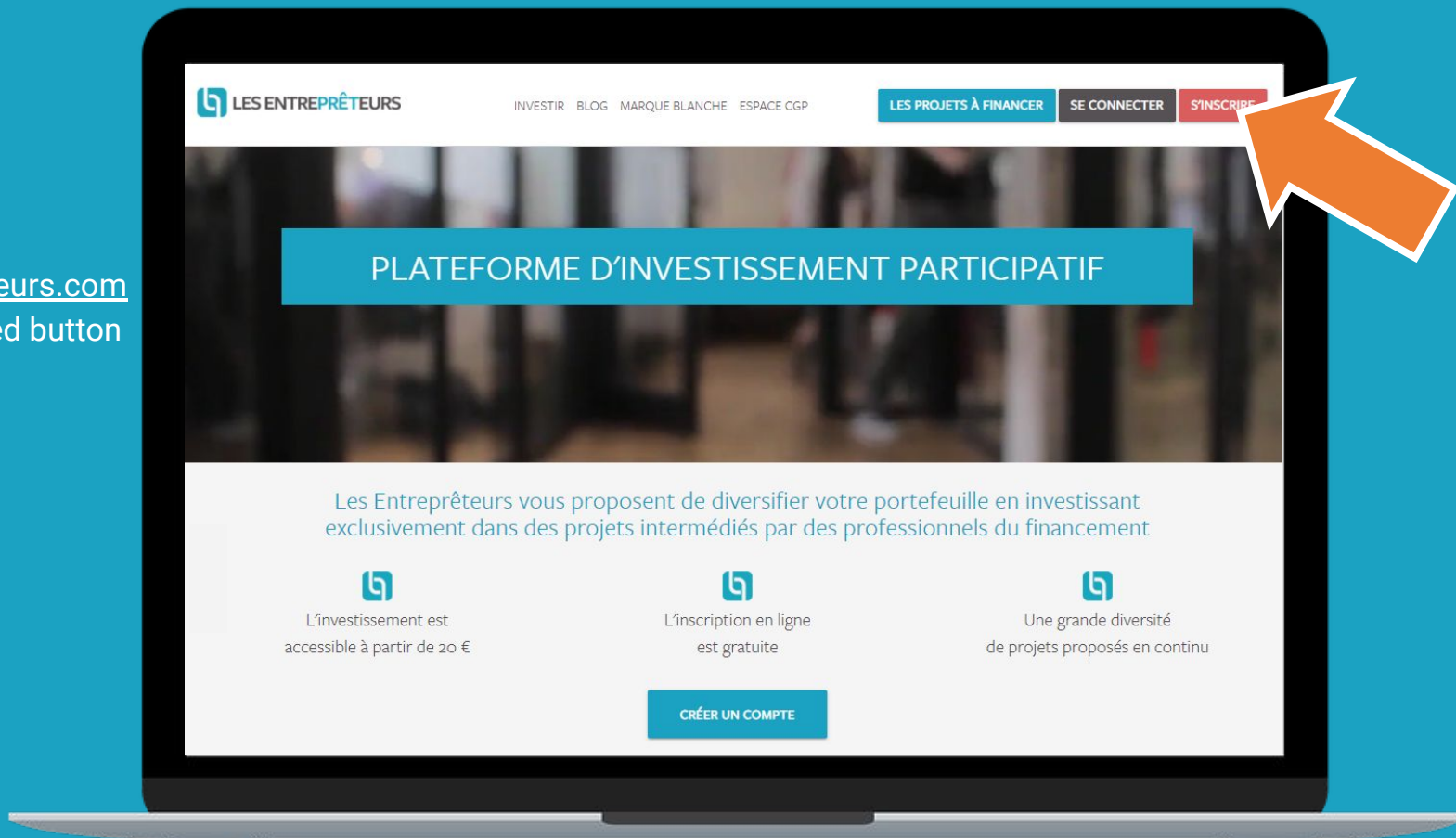


---

How to register on [www.lesentrepreneurs.com](http://www.lesentrepreneurs.com)  
and how to credit your account ?

# STEP 1

Go to website  
[www.lesentrepreneurs.com](http://www.lesentrepreneurs.com)  
and click on the red button  
« S'INSCRIRE »



*Lending money to SMEs presents a risk of capital loss and requires your savings to be immobilised.  
Do not borrow beyond your repayment capacity.*

## STEP 2

Fill in the blanks with your email address and a password.

Then check the box  
« J'ACCEPTE LES CGU... »  
and click on “S'INSCRIRE”

The screenshot shows the 'Mes identifiants' page on the LES ENTREPRENEURS website. The page has a blue header with the logo and navigation links: INVESTIR, BLOG, MARQUE BLANCHE, ESPACE CGP. There are three buttons in the top right: LES PROJETS À FINANCER, SE CONNECTER, and S'INSCRIRE. The main content area is titled 'Mes identifiants' and has a sub-header 'Mes identifiants > Mes informations'. The 'Créer votre compte' section contains the following fields and elements:

- Adresse email \***: A text input field with the placeholder 'Votre adresse email'.
- Confirmer votre email \***: A text input field with the placeholder 'Votre adresse email'.
- Mot de passe \***: A text input field with the placeholder 'Votre mot de passe'.
- Confirmer votre mot de passe \***: A text input field with the placeholder 'Votre mot de passe'.
- Minimum requirements**:
  - Minimum une majuscule
  - Minimum un chiffre
  - Minimum une minuscule
  - Minimum 8 caractères
  - Confirmer mot de passe
- Parrain**: A text input field with the placeholder 'Code de votre parrain (facultatif)'.
- Terms and Conditions**: A checkbox labeled 'J'ACCEPTE LES CGU DES ENTREPRENEURS ET LES CGU DE LEMON WAY.'.
- S'INSCRIRE**: A button.

An orange arrow points to the 'S'INSCRIRE' button.

*Lending money to SMEs presents a risk of capital loss and requires your savings to be immobilised.  
Do not borrow beyond your repayment capacity.*

## STEP 3A

Fill in the blanks with your personal data :

- Gender
- Birth family name
- Firstname
- Usual name
- Phone number
- Type of job

LES ENTREPRÊTEURS

INVESTIR BLOG MARQUE BLANCHE ESPACE CGP

LES PROJETS À FINANCER

SOLDE DISPONIBLE : 0,00 €  
MON TABLEAU DE BORD - SE DÉCONNECTER

### Mes informations

Mes identifiants > Mes informations

#### Coordonnées

Vous souhaitez investir en tant que : ☒ Particulier ☐ Professionnel

Civilité\*

Nom de naissance\* Prénom\*

Nom d'usage (si différent du nom de naissance, ex nom marital)

Mobile\*

Au format international (ex : +336XXXXXXX)

Catégorie socio-professionnelle\*

Agriculteurs sur petite exploitation

Ma domiciliation fiscale est située en dehors du territoire français ☐ Non ☒ Oui

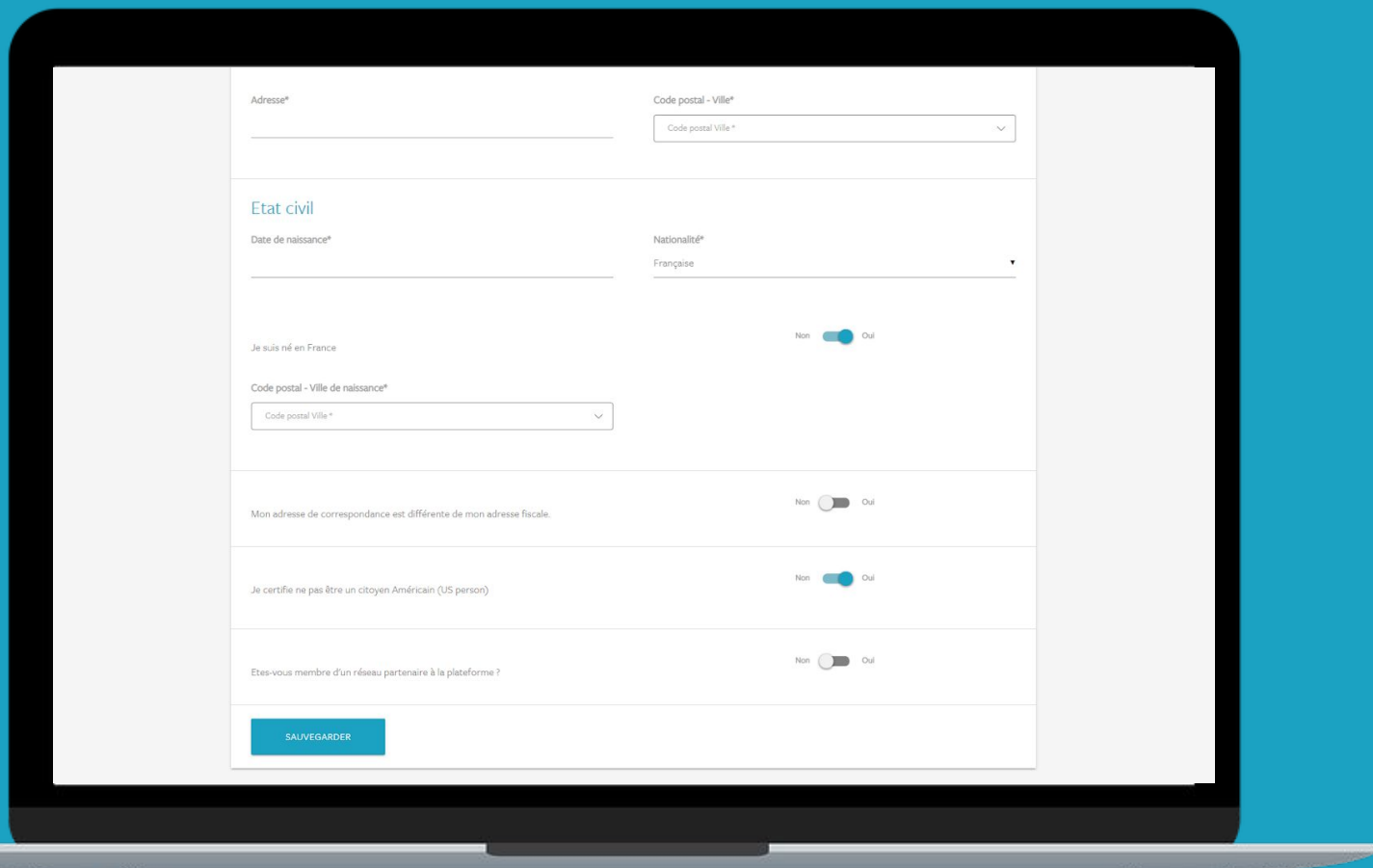
Adresse\* Code postal - Ville\*

*Lending money to SMEs presents a risk of capital loss and requires your savings to be immobilised.  
Do not borrow beyond your repayment capacity.*

## STEP 3B

Fill in the blanks with your personal data:

- Address
- Postal code
- Date of birth
- Nationality
- Were you born in France? (“Yes” or “No” on the right)
- If “Yes”, postal code of your place of birth
- Is your postal address different from your tax address? (“Yes” or “No” on the right)
- I hereby certify that i’m not a US citizen (“Yes” or “No” on the right)
- You may skip the last one

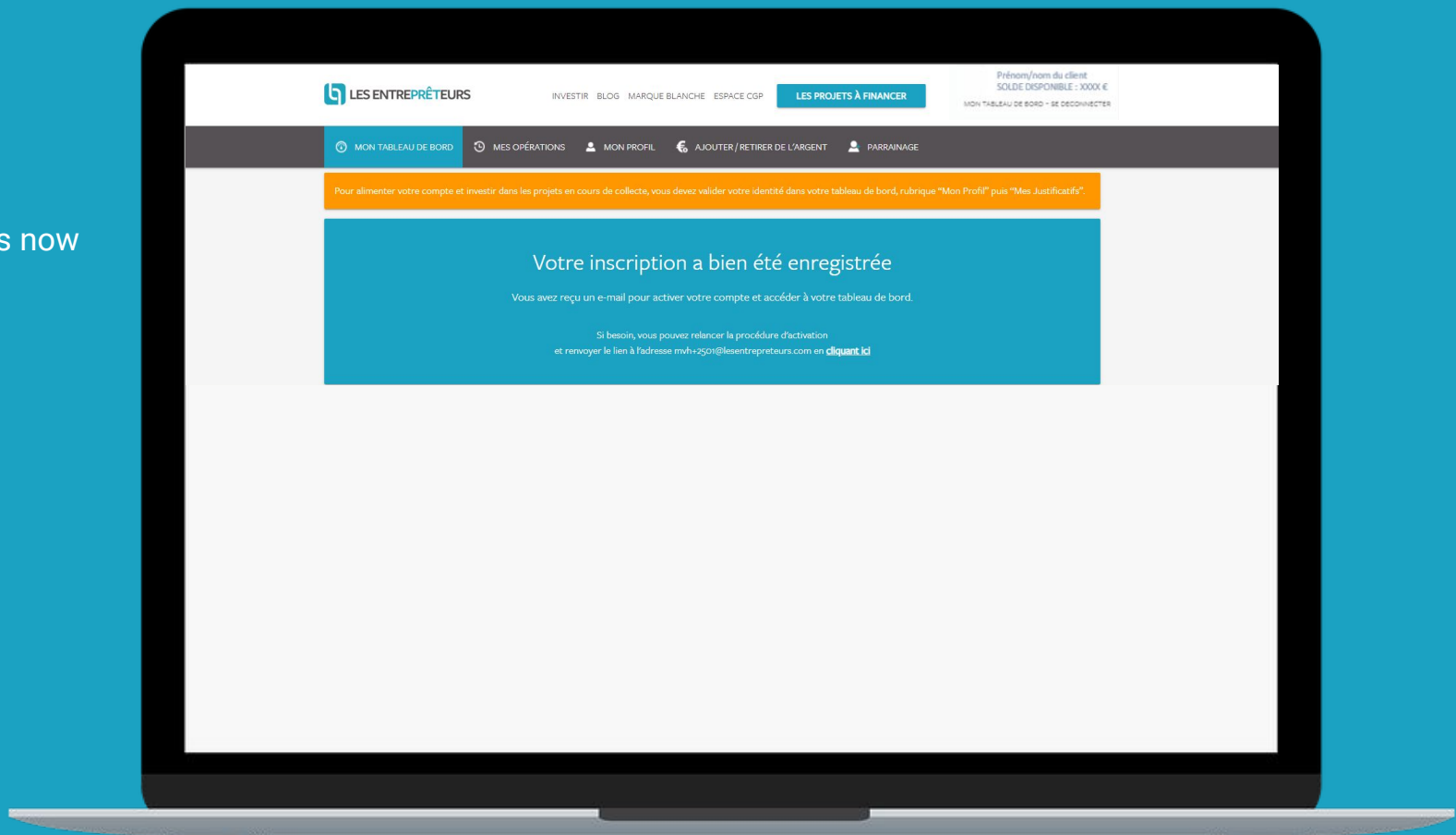


The screenshot shows a web form on a laptop screen. The form is titled 'STEP 3B' and contains several sections for data entry. The first section is 'Adresse\*' with a text input field and a dropdown menu for 'Code postal - Ville\*'. The second section is 'Etat civil' with a text input field for 'Date de naissance\*' and a dropdown menu for 'Nationalité\*' (currently showing 'Française'). The third section is 'Je suis né en France' with a toggle switch (currently 'Non'). The fourth section is 'Code postal - Ville de naissance\*' with a dropdown menu. The fifth section is 'Mon adresse de correspondance est différente de mon adresse fiscale.' with a toggle switch (currently 'Non'). The sixth section is 'Je certifie ne pas être un citoyen Américain (US person)' with a toggle switch (currently 'Non'). The seventh section is 'Etes-vous membre d'un réseau partenaire à la plateforme ?' with a toggle switch (currently 'Non'). At the bottom is a blue button labeled 'SAUVEGARDER'.

*Lending money to SMEs presents a risk of capital loss and requires your savings to be immobilised.  
Do not borrow beyond your repayment capacity.*

## STEP 3C

Your registration is now complete

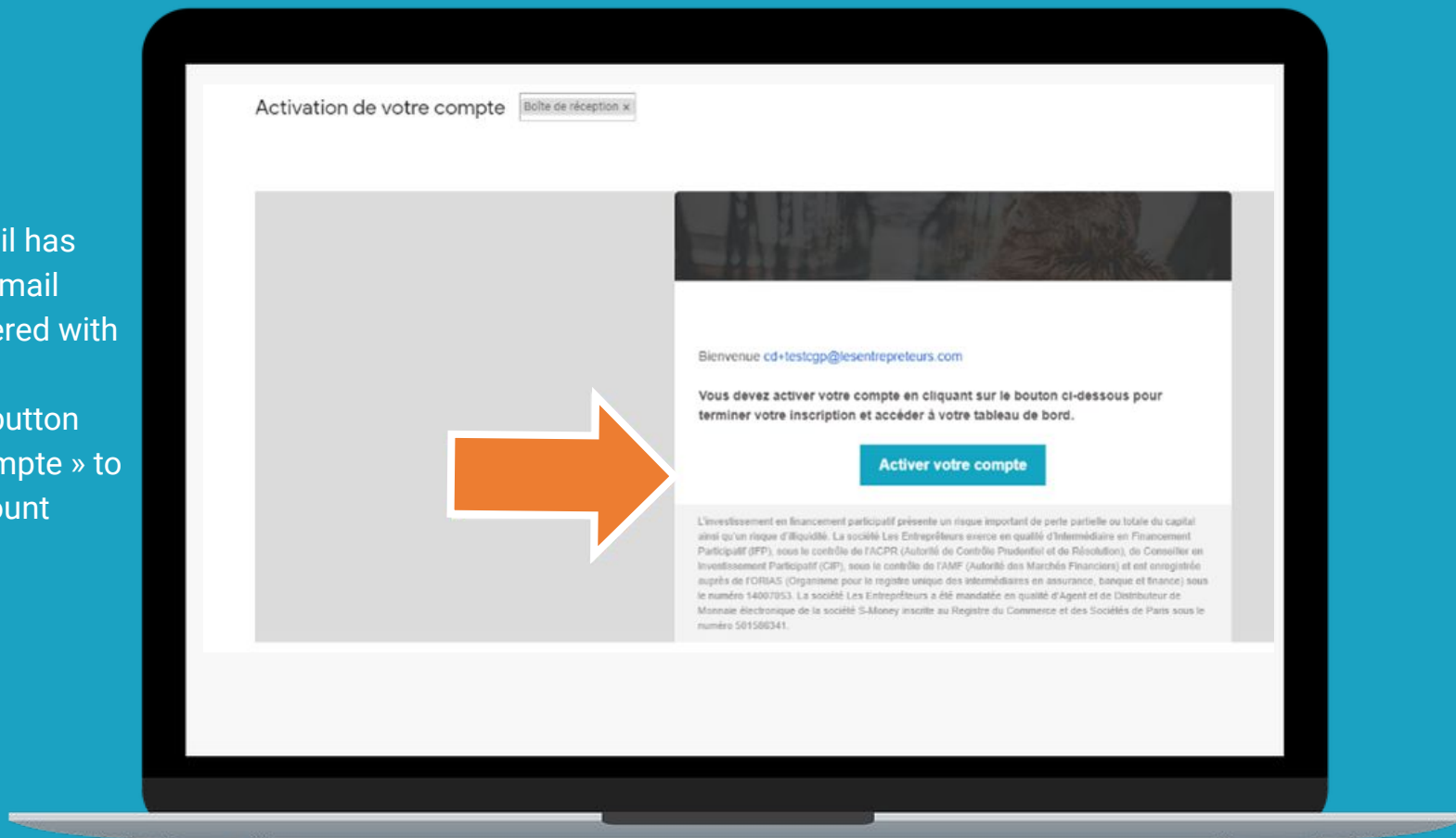


*Lending money to SMEs presents a risk of capital loss and requires your savings to be immobilised.  
Do not borrow beyond your repayment capacity.*

## STEP 4

An activation email has been sent to the email address you registered with

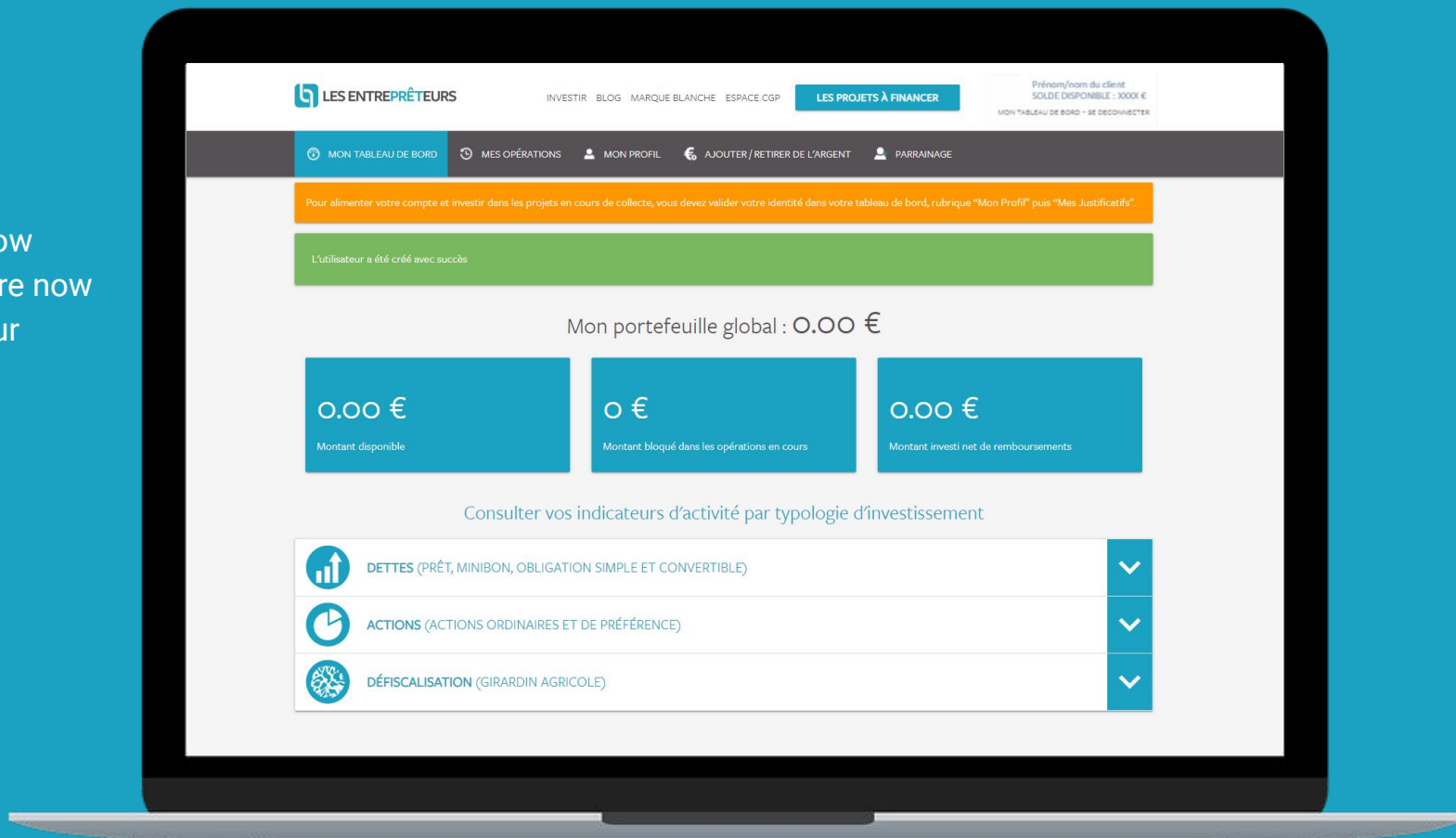
Click on the blue button « Activer votre compte » to activate your account



*Lending money to SMEs presents a risk of capital loss and requires your savings to be immobilised.  
Do not borrow beyond your repayment capacity.*

## STEP 5

Your account is now created and you are now able to access your dashboard



*Lending money to SMEs presents a risk of capital loss and requires your savings to be immobilised.  
Do not borrow beyond your repayment capacity.*



## STEP 6A

In order to validate your account, upload your ID card (back and front page)

LES ENTREPRENEURS

INVESTIR BLOG MARQUE BLANCHE ESPACE CGP

LES PROJETS À FINANCER

Prénom/nom du client  
SOLDE DISPONIBLE : 10000 €  
MON TABLEAU DE BORD - SE DECONNECTER

MON TABLEAU DE BORD MES OPÉRATIONS MON PROFIL AJOUTER / RETIRER DE L'ARGENT PARRAINAGE

MES INFORMATIONS PERSONNELLES MES JUSTIFICATIFS MES INFORMATIONS BANCAIRES MON PROFIL INVESTISSEUR MES PARAMÈTRES

Pour alimenter votre compte et investir dans les projets en cours de collecte, vous devez valider votre identité dans votre tableau de bord, rubrique "Mon Profil" puis "Mes Justificatifs".

### Mes justificatifs

Nous vous rappelons qu'il est indispensable de renseigner l'ensemble des pièces justificatives pour pouvoir retirer l'argent présent sur votre compte.

- Premier justificatif d'identité manquant
- Second justificatif d'identité manquant

#### Premier justificatif d'identité

Choisissez un fichier

PARCOURIR Justificatif d'identité

Format accepté : PDF, JPEG ou PNG. Poids maximum 5Mo.

Choisissez le type de justificatif

Veuillez spécifier le type de document déposé

ENVOYER

#### Second justificatif d'identité

Choisissez un fichier

PARCOURIR Second justificatif d'identité

*Lending money to SMEs presents a risk of capital loss and requires your savings to be immobilised.  
Do not borrow beyond your repayment capacity.*

## STEP 6B

Eligible IDs:

- Identity card (front and back pages)
- Passport (signature must be readable)
- Residence permit (front and back pages)

### 1ère Pièce d'Identité :

- Carte d'identité recto/verso
- Passeport (avec la signature du titulaire comprise)
- Titre de séjour recto/verso

### 2ème Pièce d'Identité :

- Carte d'identité recto/verso
- Passeport (avec la signature du titulaire comprise)
- Permis de conduire recto/verso
- Carte vitale
- Avis d'imposition de moins d'un an
- Livret de famille

*Lending money to SMEs presents a risk of capital loss and requires your savings to be immobilised.  
Do not borrow beyond your repayment capacity.*

## How can i credit my Entrepreneurs' account ?

*Lending money to SMEs presents a risk of capital loss and requires your savings to be immobilised.  
Do not borrow beyond your repayment capacity.*



All cash flows on this type of investment go through a company called “Lemon Way” (500 486 915). Les Entrepreneurs is registered as an intermediary in crowdfunding under registration number 14007053 on ORIAS registry and agent of Lemon Way payment service provider under registration number 86190 of REGAFI.

**If you haven't provided all mandatory supportive documents during your registration,** Lemon Way, won't be able to verify your identity and validate your account. Crediting your Entrepreneurs' account won't be possible.

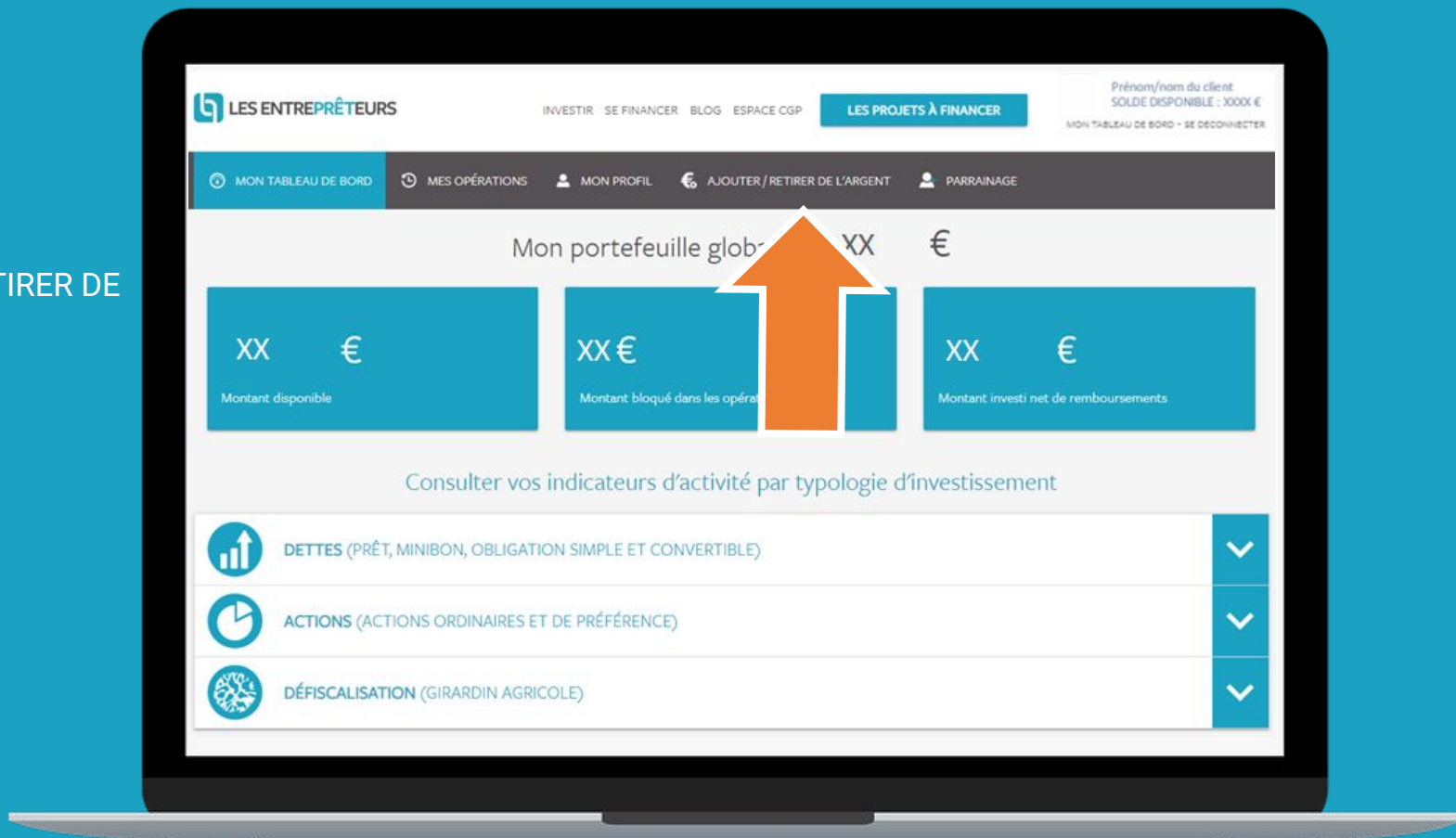
**If you have provided all mandatory supportive documents during your registration,** Lemon Way will be able to verify your identity and validate your account.

Once done, you'll be able to credit your Entrepreneurs' account.

*Lending money to SMEs presents a risk of capital loss and requires your savings to be immobilised.  
Do not borrow beyond your repayment capacity.*

# STEP 1

Click on  
“€ AJOUTER / RETIRER DE  
L'ARGENT”

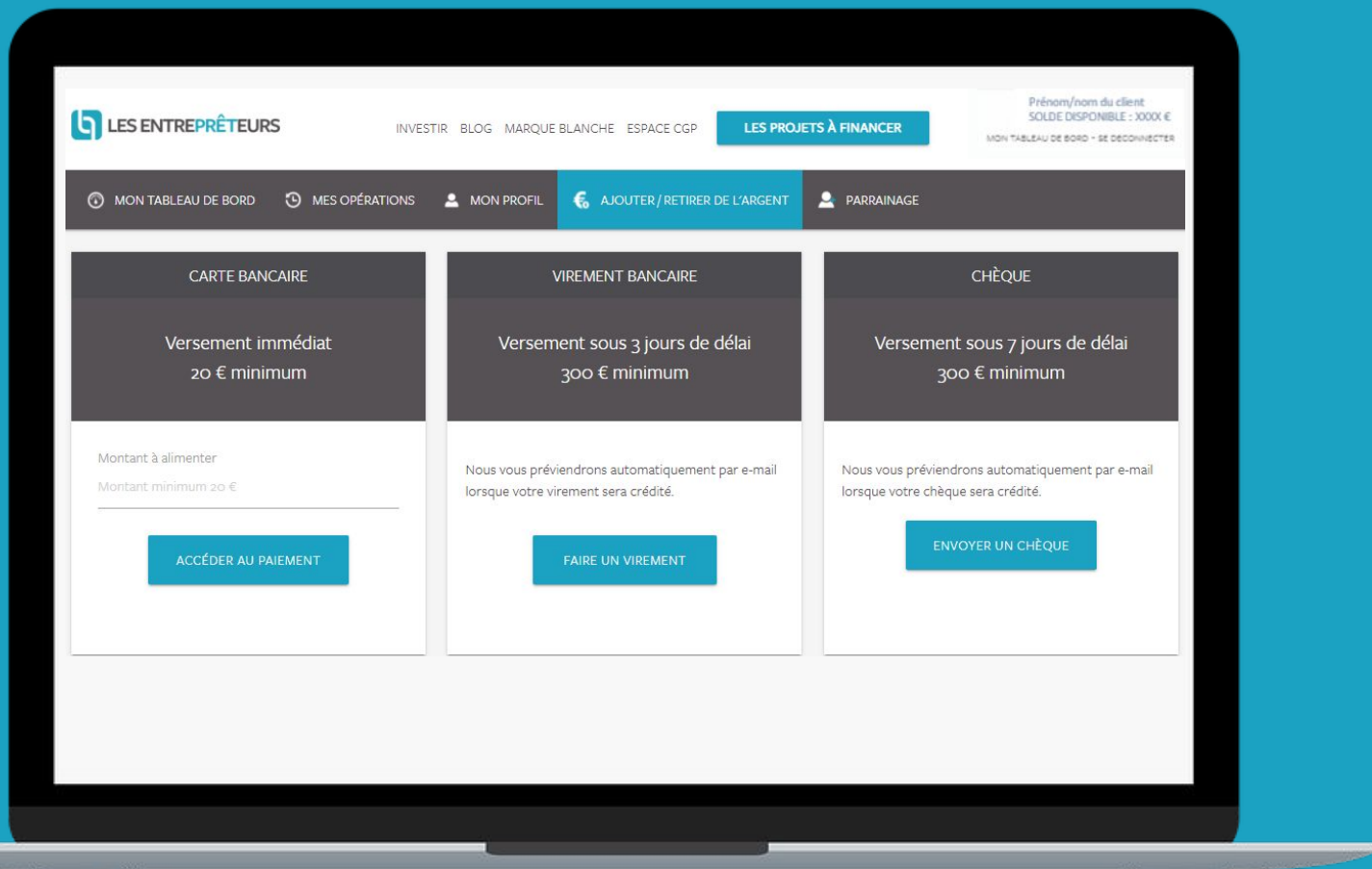


*Lending money to SMEs presents a risk of capital loss and requires your savings to be immobilised.  
Do not borrow beyond your repayment capacity.*

## STEP 2

You have 3 different ways to credit your account :

1. Credit card / “CARTE BANCAIRE” (instant)
2. Bank transfer / “VIREMENT BANCAIRE” (within 3 days minimum)
3. Bank cheque / “CHÈQUE” (within 7 days minimum)

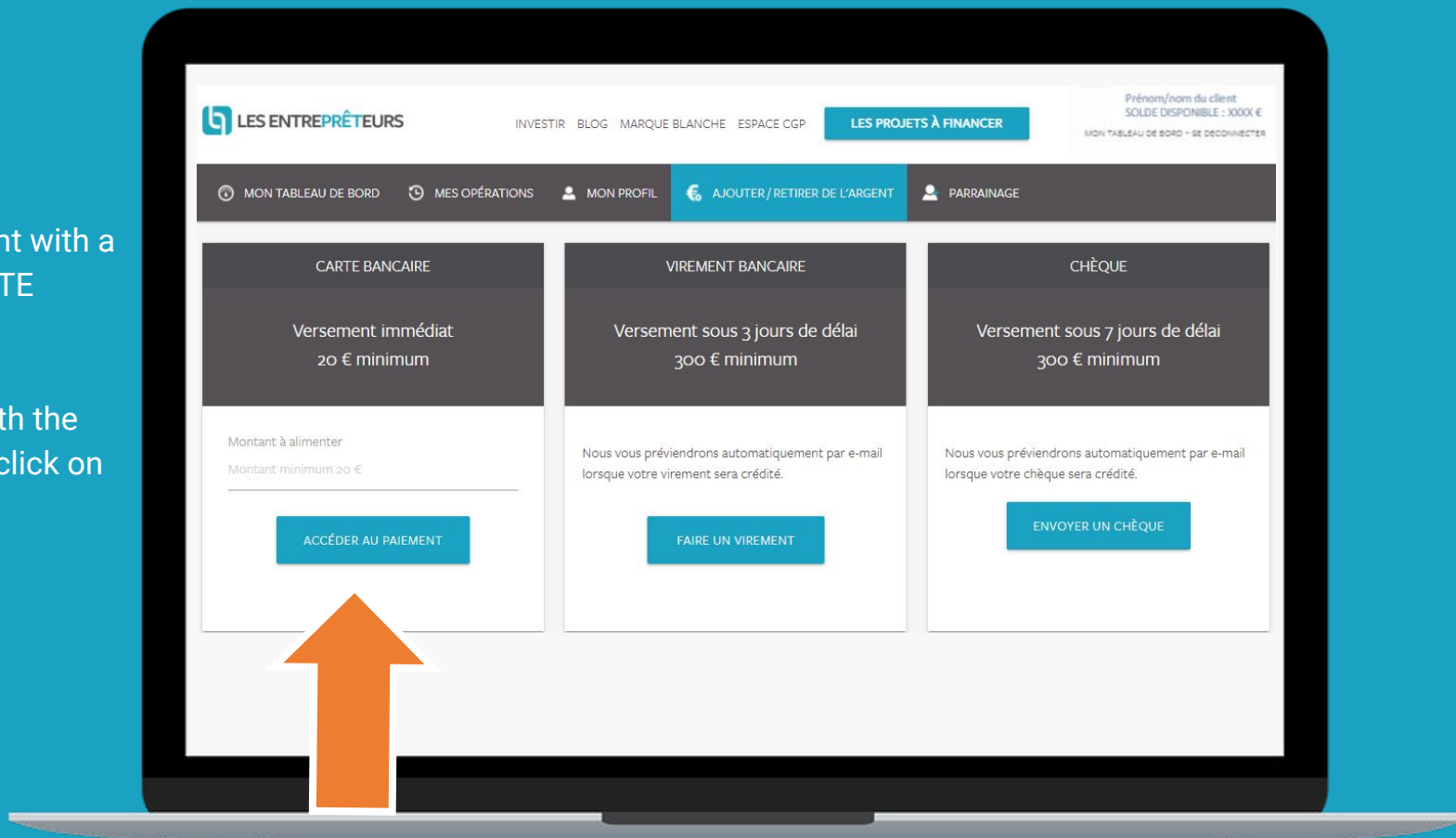


*Lending money to SMEs presents a risk of capital loss and requires your savings to be immobilised.  
Do not borrow beyond your repayment capacity.*

## STEP 2A

Credit your account with a credit card / “CARTE BANCAIRE”:

Fill in the blank with the amount and then click on the blue button  
« ACCÉDER AU PAIEMENT »



*Lending money to SMEs presents a risk of capital loss and requires your savings to be immobilised.  
Do not borrow beyond your repayment capacity.*

## STEP 2A

Credit your account with a credit card / “CARTE BANCAIRE” :

- Card number
- Expiration date
- Security code

Then click on the green button “Valider”

The screenshot displays the 'mercanet' payment interface, which is secured by BNP PARIBAS. The page is divided into two main sections: 'Informations sur la transaction' and 'Informations de la carte'.

**Informations sur la transaction:**

- LES ENTREPRENEURS**
- Référence de la transaction : MB110T17
- Identifiant du commerçant : 211000031860073
- Montant de la transaction : 20,00 C**

**Informations de la carte:**

**Veillez saisir les informations de votre paiement**

**Numéro de carte :** [Input field]

**Date d'expiration :**

Mois : 01 ▼ Année : 2020 ▼

**Cryptogramme visuel :** [Input field] [?] [Green icon]

[Annuler] [Valider]

Small text at the bottom: Selon votre établissement bancaire, vous pourrez être redirigé vers la page d'authentification de votre banque avant la validation de votre paiement.

Logos at the bottom: Verified by VISA, Mastercard SecureCode, and a small 'RECURSE' logo.

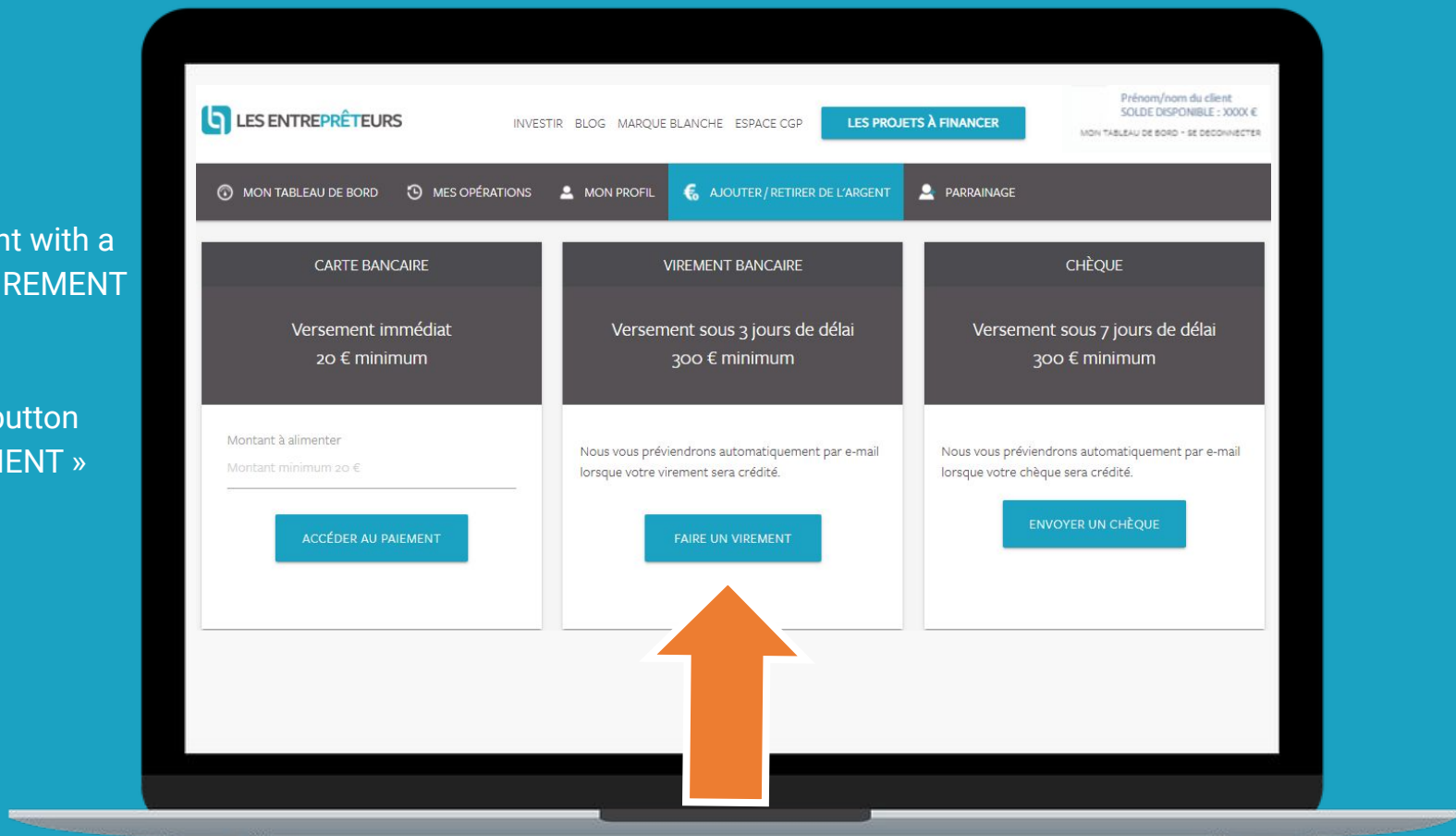
*Lending money to SMEs presents a risk of capital loss and requires your savings to be immobilised.  
Do not borrow beyond your repayment capacity.*



## STEP 2B

Credit your account with a bank transfer / “VIREMENT BANCAIRE”:

Click on the blue button  
« FAIRE UN VIREMENT »



*Lending money to SMEs presents a risk of capital loss and requires your savings to be immobilised.  
Do not borrow beyond your repayment capacity.*

## STEP 2B

Credit your account with a bank transfer / “VIREMENT BANCAIRE”:

Fill in the bank details that were personally assigned to you

Upload your bank details in PDF by clicking on the blue button “TÉLÉCHARGER VOTRE RIB EN VERSION PDF”

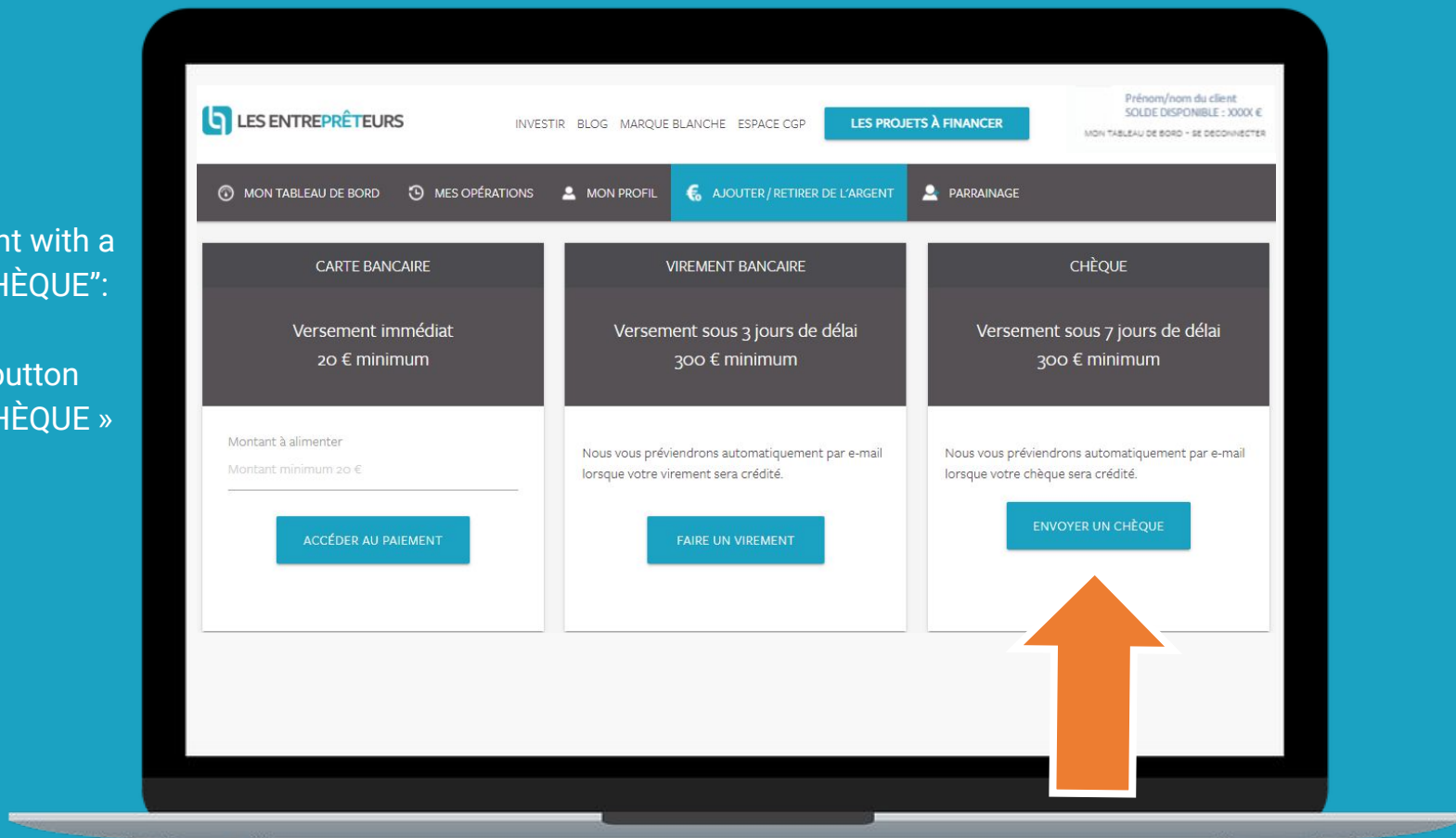
The screenshot shows the LES ENTREPRENEURS website interface. At the top, there's a navigation bar with links: INVESTIR, BLOG, MARQUE BLANCHE, ESPACE CGP, and a button LES PROJETS À FINANCER. A user profile section on the right shows 'Prénom/nom du client' and 'SOLDE DISPONIBLE : XXXX €'. Below the navigation bar is a dark grey menu with icons and labels: MON TABLEAU DE BORD, MES OPÉRATIONS, MON PROFIL, AJOUTER / RETIRER DE L'ARGENT (highlighted in blue), and PARRAINAGE. The main content area is titled 'Virement depuis votre compte bancaire'. It contains a paragraph: 'Pour alimenter votre compte par virement, il suffit de renseigner les coordonnées bancaires suivantes depuis l'espace de saisie de virement de votre compte bancaire personnel.' Below this are two input fields: 'Iban' with the value 'FR7630004040140014003118058' and 'Bic' with the value 'BNPAFRPPXXX'. A blue button 'TÉLÉCHARGER VOTRE RIB EN VERSION PDF' is positioned below the Iban field. Below the button, there's a message: 'Vous recevrez un email sous 2 à 5 jours voir \* que votre compte a bien été crédité.' At the bottom left of the form is a blue button 'RETOUR'. A large orange arrow points upwards towards the 'TÉLÉCHARGER VOTRE RIB EN VERSION PDF' button.

*Lending money to SMEs presents a risk of capital loss and requires your savings to be immobilised.  
Do not borrow beyond your repayment capacity.*

## STEP 2C

Credit your account with a bank cheque / "CHÈQUE":

Click on the blue button  
« ENVOYER UN CHÈQUE »



*Lending money to SMEs presents a risk of capital loss and requires your savings to be immobilised.  
Do not borrow beyond your repayment capacity.*

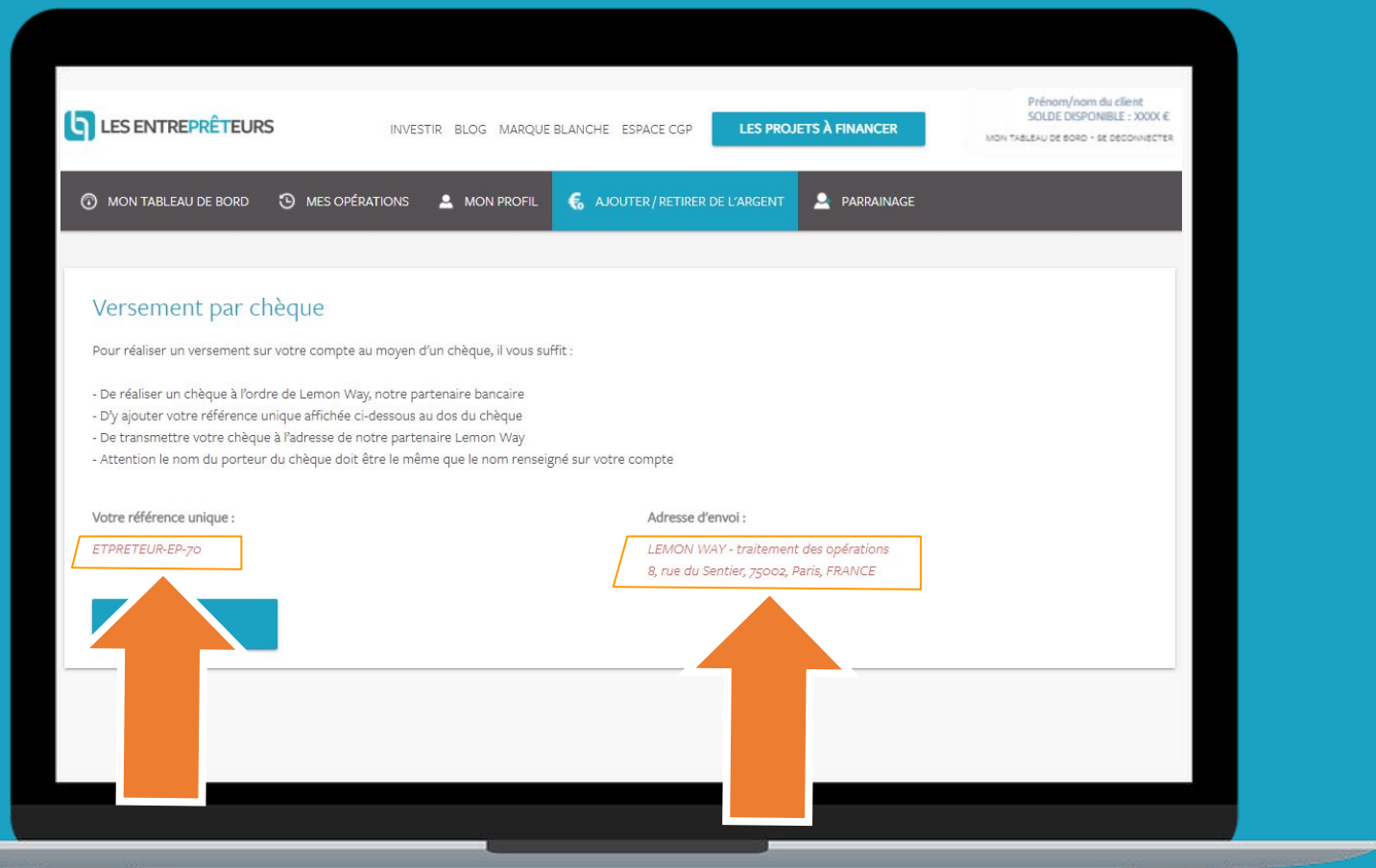
## STEP 2C

Credit your account with a bank cheque / "CHEQUE":

1 - Mention on the back's cheque your family name and your given id code (orange box on the left)

**WARNING:** the cheque's owner must be the same as the Entreprêteurs' account owner

2 - Send the cheque to Lemon Way at the following adress (orange box on the right)



*Lending money to SMEs presents a risk of capital loss and requires your savings to be immobilised.  
Do not borrow beyond your repayment capacity.*



**If you have any questions,  
please contact us :**

00 33 6 51 97 70 12

[contact@lesentrepreneurs.com](mailto:contact@lesentrepreneurs.com)

